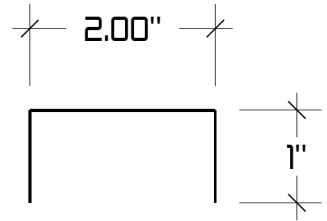
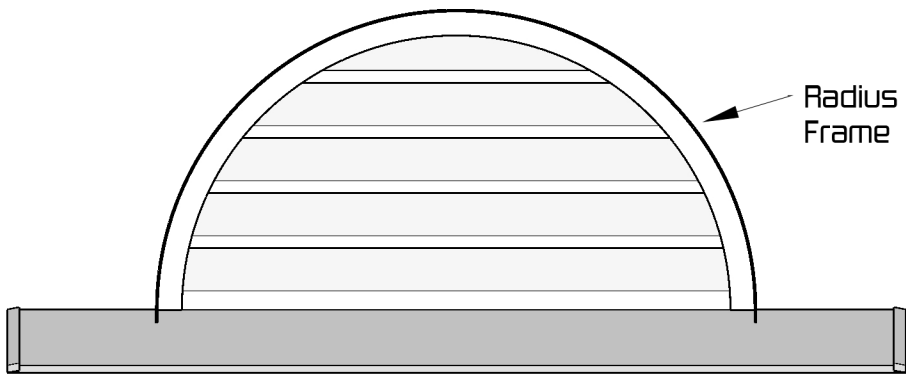


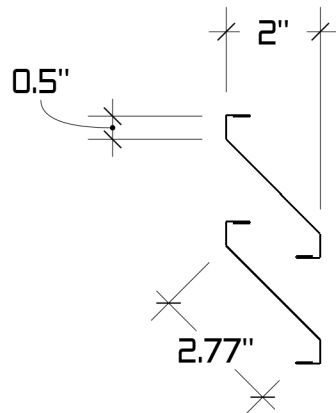
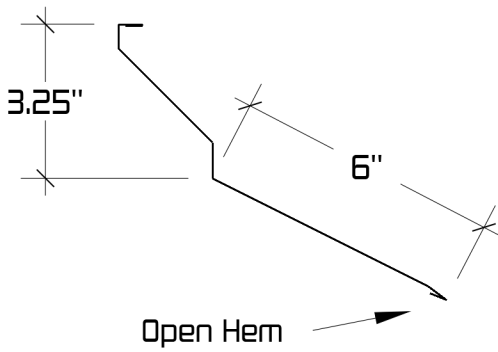
A	B
24"	12"
36"	18"
48"	24"

Half Round Dormer

- All Louver Blades, Louver Frame, & Roof will be fabricated out of the material of choice.
- Frame support structures to be added as needed.
- All Seams to be watertight. Soldered with 50/50 Tin / Lead Solder for materials that can be soldered. For others, parts will be riveted and sealed.
- Stainless Steel Insect screen wire mesh will be installed to back side of louver.
- Available in Copper, Lead coated Copper, Kynar Finish Aluminum & Galvanized Steel and Galvalume. May also be fabricated with other materials.



Radius Frame

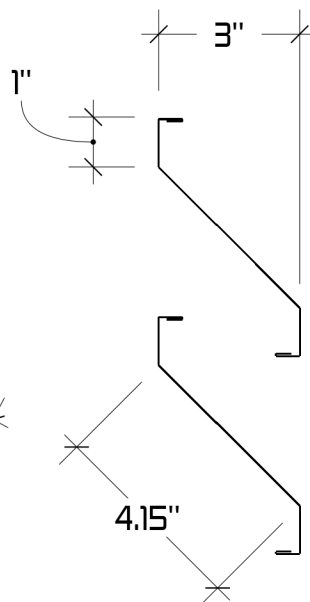
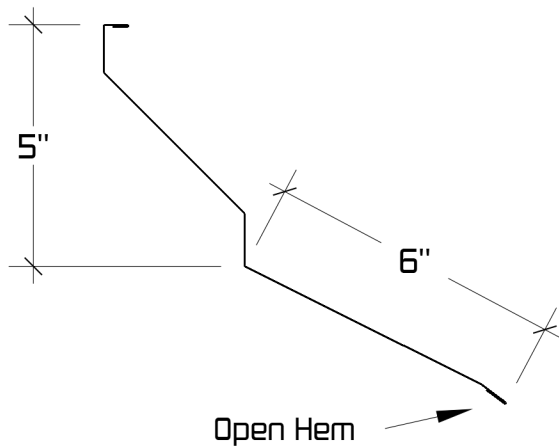


24" wide dormer

On 24" dormers, the louver blades are 2" deep to allow for more blades.

Bottom Apron Louver Blade

Standard Louver Blades



36 & 48" wide dormers

On 36" and 48" dormers, the louver blades are 3" deep.

Bottom Apron Louver Blade

Standard Louver Blades



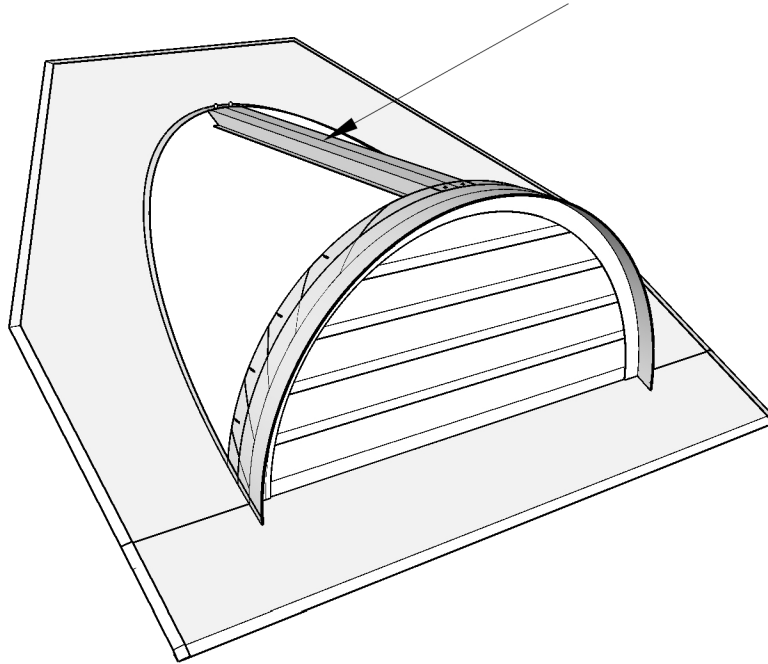
1310 E. Cornwallis Rd.
Durham, NC - 27713
(919) 544-8887 - Fax: 544-8898
info@kmsheetmetal.com - www.kmsheetmetal.com

Barrel Dormer

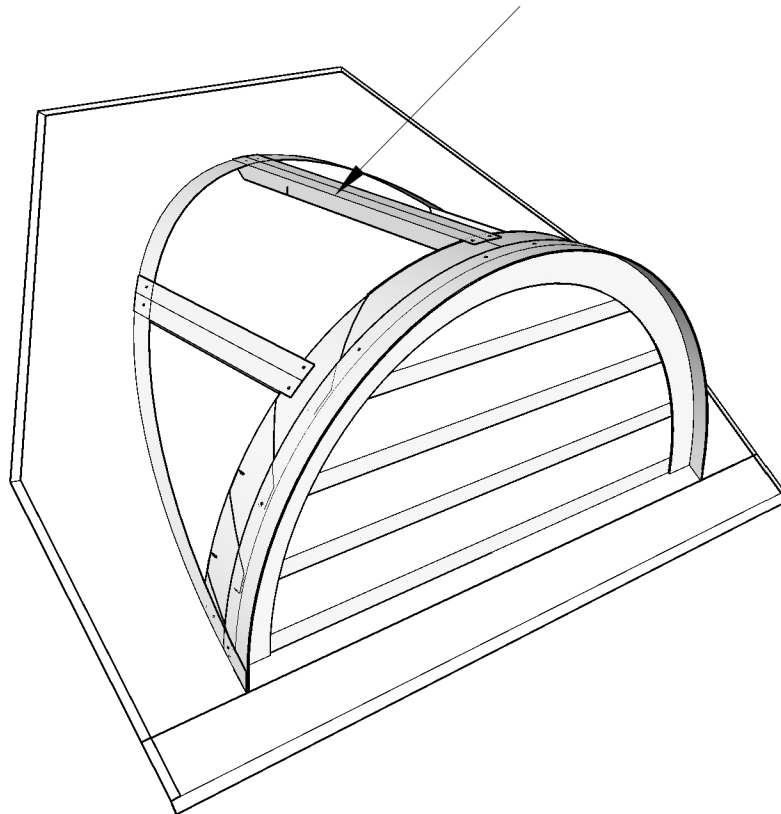
Louver Construction Detail

REVISIONS		REMARKS
1	MM/DD/YY	...ORIGINAL DRAFT OF DRAWING
2
3
4
5

Frame supports added as needed



Frame supports added as needed



1310 E. Cornwallis Rd.
 Durham, NC - 27713
 (919) 544-8887 - Fax: 544-8898
 info@kmsheetmetal.com - www.kmsheetmetal.com

Barrel Dormer

Frame Support Detail

REVISIONS	
MM/DD/YY	REMARKS
1	...ORIGINAL DRAFT OF DRAWING
2	...
3	...
4	...
5	...