






- Copp.  **16 or 20oz.**
- LCC  **16 or 20oz.**
- Zinc  **.7 or .8mm**
- Galv.  **26 or 24ga**
- SSteel  **26 or 24ga**



1310 E. Cornwallis Rd.
 Durham, NC 27713
 P-(919) 544-8887 F- 544-8898
 info@kmsheetmetal.com - www.kmsheetmetal.com

The Pinnacle Finial

REVISIONS	
MM/DD/YY	REMARKS
1	...
2	...
3	...
4	...
5	...

D 001